

Your seat stays tight with

## STA-TITE®!

Commercial environments are some of the harshest environments for a bathroom. Toilet seats often break or work loose after a few short months, costing time and money.

The professional STA-TITE® fixing system is specifically developed to resist high pressure and prevent loosening.

## How does it work?


- 1| The finned bushing eliminates the gap in the toilet mounting hole, preventing hinge movement
- 2| The hinge is developed to resist high pressure
- 3| The nut snaps off at the optimum tightening torque creating the perfect clamping force

STA-TITE® seats have gone through vigorous testing, and hold strong and stay tight longer than any other seat.

*Seat deflection tests showed STA-TITE® seats were still firm and lasted longer than regular toilet seats.*

- Prevents wobbling and shifting
- Installs easily
- Stays tight


### Housing



#### Push n'Clean Design

- Push n'Clean easy take off system
- Slow close
- Adjustable stainless steel top fix hinge
- STA-TITE® fixing system
- Duroplast toilet seat


### Hospitality



#### Push n'Clean Silence

- Push n'Clean easy take off system
- Slow close
- Hygienic, flush noise reducing seal
- Adjustable stainless steel top fix hinge
- STA-TITE® fixing system
- Duroplast toilet seat

### Care facilities



#### Buxton

- Adjustable chrome plated hinge
- STA-TITE® fixing system
- Virtually unbreakable medium weight thermoplastic
- Available in various colours

### Public high use



#### Kensley Anti-vandal

- Ring only toilet seat
- Commercial grade hinge consisting of stainless steel and thermoplastic
- STA-TITE® fixing system
- Virtually unbreakable thermoplastic